

VETERINARY CATALOG 2014



Equipped for Life™ with ALLPRO Imaging

Dear Valued Customer,

Since 1985, ALLPRO Imaging has provided the healthcare, security and non-destructive testing industries first-rate digital imaging products. Our mission continues to be strong: manufacture high quality imaging devices and software that simplify radiography procedures while providing excellent imagery.

As we progress into 2014, we promise to stand by our mission and bring innovation and variety to all of our customers. We are dedicated to each of our markets and will continue to strive for growth both domestically and internationally. ALLPRO Imaging has always been an innovative thinker, preparing for the changes and regulations occurring in our industries.

Thank you to our entire dealer network, partners, healthcare practitioners and industrial professionals for we could not continue to have success without your dedication and support. Our focus for the future will ensure that each of our customers are "Equipped for Life" as we continue to provide top-quality products and equipment.

Thank you again for all your support.

Regards,

A handwritten signature in black ink, appearing to read "David Chu". The signature is fluid and cursive, with the first name "David" being larger and more prominent than the last name "Chu".

David Chu
Business Unit Manager



Companion Animal



Digital Body Imaging	
ScanX Fit® Packages.....	4
ScanX Quantum® Packages.....	5
ScanX Fit and ScanX Quantum Accessories & Extended Warranties	6



Digital Dental Imaging	
ScanX Duo® Packages	10
ScanX Duo Accessories & Extended Warranties	11
Polaris® Dental Intraoral Camera	13

Equine



Digital Body and Dental Imaging	
ScanX Trek® Packages.....	16
ScanX Trek Accessories	17
ScanX Trek Extended Warranties	17

Warranty Information



“Since purchasing the ScanX Quantum®, we have seen radiology sales increase by over 200-percent! The ability to acquire full body images in a relatively short time has provided additional value for our clients and their pets. The largest segment has been implementation of full mouth intraoral series on all dental cleanings. These images are of outstanding diagnostic quality and have opened a whole new area of pet health care—treatment of disease below the gum lines. As a result, we have added these as part of our Senior Wellness protocol. This fact alone makes the purchase of this unit one of our best decisions in 28 years. It is true that profits have increased, but even more important is our increased ability to provide even better pet healthcare.”

– Jeffrey Schreiber, DVM
Miracle Hills Animal Hospital
Omaha, NE

COMPANION ANIMAL | BODY



Digital Body Imaging

Accessories

Extended Warranties



DIGITAL BODY IMAGING

ScanX Fit®



ScanX Fit® Digital Imaging Packages at a glance:

- Portable and compact.
- High Definition digital images help you to see even the smallest details.
- Customizable settings enable optimum image quality for your specific application.
- Accepts all brands of phosphor imaging plates in standard sizes through 14" x 17".
- Built-in rechargeable battery option. Useful features for mobile clinics.



Packages Include:

ScanX Fit with choice of laptop or desktop computer, TigerView or Metron Imaging Software with image acquisition and 2 DICOM viewer licenses. 1 14" x 17" Imaging Plates, 1 14" x 17" Cassettes, 1 14" x 17" Plate Protectors, 1 10" x 12" Imaging Plate, 1 10" x 12" Cassette, 1 10" x 12" Plate Protector. On-site installation. Some Metron packages include Remote Installation & Training. 1-Year Standard Swap Warranty.

Part No. Description

G7781	ScanX Fit with Computer Laptop and TigerView Software (On-Site Installation and Training)
G7782	ScanX Fit with Computer Workstation and TigerView Software (On-Site Installation and Training)
G7780	ScanX Fit with Computer and Metron (Remote Installation/Training)
G7790	ScanX Fit with Computer and Metron (Remote Installation/Training)

Specifications

Dimensions (WxLxH):

15½" x 18" x 14" / 40cm x 46cm x 36cm

Weight:

43lbs. / 19.5Kgs. (without battery)

45lbs. / 20.4Kgs. (with battery)

Electrical:

110-240 Vac., 50/60 Hz




TigerView

Acquire | Store | View | Share

scan-x QUANTUM

ScanX Quantum® Digital Imaging Packages at a glance:

- Portable and compact.
- Crystal clear digital images help you to see even the smallest details.
- All body imaging and dental imaging; body plate sizes through 14" x 17" and all dental plate sizes, 0 through 6.
- Internal rechargeable battery option; useful for mobile clinics.
- Customizable settings enable optimum image quality for your specific application.



Packages Include:

ScanX Quantum with choice of laptop or desktop computer, TigerView or Metron Imaging Software with image acquisition and 2 DICOM viewer licenses, 1 14" x 17" Imaging Plates, 1 14" x 17" Cassettes, 1 14" x 17" Plate Protectors, 1 10" x 12" Imaging Plate, 1 10" x 12" Cassette, 1 10" x 12" Plate Protector, 4 Size 2 Dental Imaging Plates and Barrier Envelopes, 2 Size 4 Dental Imaging Plates and Barrier Envelopes, 2 Size 0 Dental Imaging Plate and Barrier Envelopes, Dental Plate Transfer Box. On-site installation. Some Metron packages include Remote Installation & Training. 1-Year Standard Swap Warranty.

Part No.	Description
G7721	ScanX Quantum with Laptop and Tigerview (On-site Installation and Training)
G7722	ScanX Quantum with Computer and Tigerview (On-Site Installation and Training)
G7730	ScanX Quantum with Computer and Metron (Remote Installation/Training)
G7731	ScanX Quantum with Laptop and Metron (Remote Installation/Training)



Specifications

Dimensions (WxLxH):

15½" x 18" x 14" / 40cm x 46cm x 36cm

Weight:

43lbs. / 19.5Kgs. (without battery)

45lbs. / 20.4 Kgs. (with battery)

Electrical:

110-240 Vac., 50/60 Hz



TigerView

Acquire | Store | View | Share

ACCESSORIES


ScanX Fit® and Quantum®

Part No.	Description
D5940	10 Pack of Brushes
73578-8M	Imaging Plate 8" x 10"
73578-10M	Imaging Plate 10" x 12"
73578-14M	Imaging Plate 14" x 17"
74190-8	Cassette 8" x 10"
74190-10	Cassette 10" x 12"
74190-14	Cassette 14" x 17"
B2160-8M	Plate Protector 8" x 10"
B2160-10	Plate Protector 10" x 12"
B2160-14	Plate Protector 14" x 17"
B2010	Cleaning Sheets, Package of 12
B2020	Cleaning Sheets, Package of 25
B8910	PSP Cleaning Wipes, Box of 50

Part No.	Description
73445-0	PSP, Size 0 (Qty. 2)
73445-1	PSP, Size 1 (Qty. 2)
73445-2	PSP, Size 2 (Qty. 4)
73445-3	PSP, Size 3 (Qty. 2)
73445-4	PSP, Size 4 (Qty. 1)
74724	Starter Kit, Veterinary PSP Plates
73248-0	Barrier Envelopes, Size 0 (Qty. 100)
73248-1	Barrier Envelopes, Size 1 (Qty. 100)
73248-2	Barrier Envelopes, Size 2 (Qty. 300)
73248-3	Barrier Envelopes, Size 3 (Qty. 100)
73248-4	Barrier Envelopes, Size 4 (Qty. 50)
73066	Barrier Envelopes, Size 6 (Qty 30)
D5231	Dental Plate Guides for ScanX Quantum, Size 0 (Qty. 4)
D5232	Dental Plate Guides for ScanX Quantum, Size 1 (Qty. 4)
D5233	Dental Plate Guides for ScanX Quantum, Size 2 (Qty. 4)
D5234	Dental Plate Guides for ScanX Quantum, Size 3 (Qty. 4)
D5235	Dental Plate Guides for ScanX Quantum, Size 4 (Qty. 4)
73470	Plate Transfer Box



PSP Cleaning Wipes (PN B8910)



Cassettes (PN 74190-8) and (PN 74190-10)

Extended Warranties

Part No.	Description
D5901-FV	1-Year Extended Warranty for ScanX Fit (Scanner Only)
D5901-Q	1-Year Extended Warranty for ScanX Quantum (Scanner Only)



10" x 12" Imaging Plate (PN 73578-10M)
and 14" x 17" Imaging Plate (PN 73578-14M)



Soft Carrying Case (PN D5995)



Barrier Envelopes 0 - 4



Plate Guides, Sizes 0 - 4



Imaging Plates, Sizes 0, 1, 2, 3, 4 and 6



“I am fortunate to have the ScanX® system in both of my hospitals as it gives me an advantage with multiple plate sizes. For large dogs, jaw fractures, and oral surgeries, I rely on the size 4 plates to visualize my entire surgical field. It has been especially helpful for our internists in nasal discharge and nasal tumor cases as I can take excellent sinus images. The smaller plates are extremely useful for tiny feline mouths. The ScanX Duo is vastly more efficient than processing traditional radiographs and I have my images in just a few moments. The images are beautiful and I am sincerely content with my intraoral radiograph capacity. It even works great for paw, tail, and pocket pet images.”

– Donnell Hansen, DVM
BluePearl Veterinary Partners
Eden Prairie, MN

COMPANION ANIMAL | DENTAL



Digital Dental Imaging

Accessories

Extended Warranties

Intraoral Camera & X-ray



DIGITAL DENTAL IMAGING

ScanX Duo®

scanX_{duo}

ScanX Duo® Digital Imaging Packages at a glance:

- Small footprint; less than one cubic foot fits anywhere in your practice.
- Exclusive Independent Track Control (ITC) feature allows the dual processing slots to be simultaneously or independently controlled.
- Utilizes reusable, flexible Phosphor Storage Plates in all dental sizes, 0 through 6.
- Exceptional diagnostic image quality helps you to detect pathologies under the gum that are not visible during a routine exam without radiographs.
- Easy to use; empower staff to independently handle revenue generating imaging procedures.

Packages Include:

Includes ScanX Duo with or without Laptop Computer option, TigerView or Metron Imaging Software with image acquisition and 2 DICOM viewer licenses, 8 Size 2 Dental Imaging Plates and Barrier Envelopes, 2 Size 4 Dental Imaging Plates and Barrier Envelopes, 1 Size 0 Dental Imaging Plate and Barrier Envelopes, Dental Plate Transfer Box. On-site installation. Some Metron packages include Remote Installation & Training. 1-Year Standard Swap Warranty.

Part No. Description

G7743	ScanX Duo with TigerView Dental DICOM Software (No Computer ; On-site Installation and Training)
G7744	ScanX Duo with Laptop and TigerView Dental DICOM Software (On-site Installation and Training)
G7741	ScanX Duo with Metron Dental DICOM Software (No Computer; Remote Installation/Training)
G7742	ScanX Duo with Laptop and Metron, DICOM Dental (Remote Installation/Training)

Specifications

Dimensions (WxLxH):

10" x10.375"x 12" (26.352 cm x 25.4cm x 30.48 cm)

Weight:

21 lbs. / 9.5 Kgs.

Electrical:

100-240 Vac., 50/60 Hz



TigerView

Acquire | Store | View | Share

ScanX Duo® Package Accessories

Part No.	Description
73445-0	PSP, Size 0 (Qty. 2)
73445-1	PSP, Size 1 (Qty. 2)
73445-2	PSP, Size 2 (Qty. 4)
73445-3	PSP, Size 3 (Qty. 2)
73445-4	PSP, Size 4 (Qty. 1)
74724	Starter Kit, Veterinary PSP Plates
73248-0	Barrier Envelopes, Size 0 (Qty. 100)
73248-1	Barrier Envelopes, Size 1 (Qty. 100)
73248-2	Barrier Envelopes, Size 2 (Qty. 300)
73248-3	Barrier Envelopes, Size 3 (Qty. 100)
73248-4	Barrier Envelopes, Size 4 (Qty. 50)
73066	Barrier Envelopes, Size 6 (Qty. 30)
73566-0	Plate Guide, Size 0 (Qty. 1)
73566-1	Plate Guide, Size 1 (Qty. 1)
73566-2	Plate Guide, Size 2 (Qty. 1)
73566-3	Plate Guide, Size 3 (Qty. 1)
73566-4	Plate Guide, Size 4 (Qty. 1)
73470	Plate Transfer Box



Plate Guides, Sizes 0 - 4



Imaging Plates, Sizes 0, 1, 2, 3, 4 and 6

Extended Warranties

Part No.	Description
D1901	1-Year Extended Warranty for ScanX Duo (Scanner Only)



Barrier Envelopes, Sizes 0, 1, 2, 3, 4, 6



Plate Transfer Box (PN 73470)

DIGITAL DENTAL IMAGING

Polaris® Intraoral Camera



Polaris® Intraoral Camera at a glance:

- Displays exceptional image quality that will aid in client treatment acceptance.
- Sleek design features a 120-degree button ring for added comfort.
- Fixed focus technology keeps objects from 6mm to 40mm in sharp detail. No need to adjust anything.
- Reaches all areas of the oral cavity with minimal effort and maximum comfort.
- Capture upon release feature.
- Low-glare LEDs.
- Quick connect feature provides true in-pocket portability.

Part No. Description

G5000V	Polaris Intraoral Camera for Veterinary Dental
G5010V	Polaris Intraoral Camera Handpiece Only

Specifications

Dimensions (WxLxH):

8.6" x 1.1" (Handpiece)

Weight:

2.9 oz

Resolution:

640 x 480 Pixels

Video Output:

High Speed USB 2.0 Video

Illumination:

Ultra-bright White LED Lamps

Image:

Normal, Not Mirrored



Polaris® Accessories

Part No.	Description
G1151	USB Cable (10 feet)
G4011	Wall Mount Holder
G5110	Sheaths, Pack of 500
G5111	Sheaths, Pack of 100





I use two ScanX systems in my practice. I've found them to be durable and easy to operate. The quality of the images produced by the ScanX is second to none and enables us to offer a greater level of care to our patients."

– Miles Hildebrand, DVM
Blue Water Equine Hospital
Emmett, Michigan



Our ScanX® is extremely portable and allows us to perform many procedures in the field that would not have been possible before. The image quality is excellent and the diagnostic detail is much better than standard film."

– Scott Marx, DVM
Parker, Colorado



EQUINE



Digital Body and Dental
Imaging

Accessories

Extended Warranties

DIGITAL BODY AND DENTAL IMAGING

ScanX Trek®



ScanX Trek® Digital Imaging Packages at a glance:

- Includes user-friendly Metron or TigerView Imaging Software
- Hassle-free on-site installation and training by our experts, plus ongoing support while under warranty.
- Images stored in native DICOM 3.0 format; integration to EMR and Practice Management Systems with DICOM Modality Worklist.
- Get up and running immediately; use your existing X-ray system.
- Additional DICOM viewers functionality, and web server options, for access to images from any computer.



Packages Include:

ScanX Trek with Laptop Computer (battery or non-battery option), Metron or TigerView Imaging Software with image acquisition and 2 DICOM viewer licenses, 2 10" x 12" Imaging Plates, 2 10" x 12" Cassettes, 2 10" x 12" Plate Protectors. On-site installation. Some Metron packages include Remote Installation & Training. 1-Year Standard Swap Warranty.

Part No.	Description
G7711	ScanX Trek with Laptop and Tigerview (On-Site installation/Training)
G7712	ScanX Trek with Computer and Tigerview (On-Site installation/Training)
G7120	ScanX Trek with Laptop and Metron (Remote Installation/Training)
G7700	ScanX Trek with Laptop and Metron (Remote Installation/Training)
G7130	ScanX Trek with Laptop and Metron, Battery Model (Remote Installation/Training)
G7710	ScanX Trek with Laptop and Metron, Battery Model (Remote Installation/Training)



TigerView

Acquire | Store | View | Share

ScanX Trek Specifications

Dimensions (WxLxH):

15½" x 18" x 14" / 40cm x 46cm x 36cm

Weight:

43 lbs. / 19.5 Kgs. (without battery) 45 lbs. / 20.4 Kgs. (with battery)

Electrical:

110-240 Vac. 50/60 Hz



ScanX Trek® Package Accessories

Part No.	Description
D5990	Hard Case
D5995	Soft Carrying Case
73578-8M	Imaging Plate 8" x 10"
73578-10M	Imaging Plate 10" x 12"
73578-14M	Imaging Plate 14" x 17"
74190-8	Cassette 8" x 10"
74190-10	Cassette 10" x 12"
74190-14	Cassette 14" x 17"
B2160-8M	Plate Protector 8" x 10"
B2160-10	Plate Protector 10" x 12"
B2160-14	Plate Protector 14" x 17"
B2010	Cleaning Sheets, Package of 12
B2020	Cleaning Sheets, Package of 25
B8910	PSP Cleaning Wipes, Box of 50
D5940	10 Pack of Brushes




PSP Cleaning Wipes (PN B8910)



Soft Carrying Case (PN D5995)

Extended Warranties

Part No.	Description
D5901-T	1-Year Extended Warranty for ScanX Trek (Scanner Only)



Cassettes (PN 74190-8) and (PN 74190-14)



10" x 12" Imaging Plate (PN 73578-10M) and 14" x 17" Imaging Plate (PN 73578-14M)



ALL I MA



TigerView

Acquire | Store | View | Share

PRO IMAGING





Standard Warranty and Returns Policy


All parts and component returns and replacement of equipment under warranty require a Return Materials Authorization (RMA) issued by Tech Service.

Warranty credit will not be applied to product returns that exhibit damage due to shipping, misuse, careless handling or repairs by unauthorized personnel. Credit, or partial credit, will not be issued until product/parts have been received and assessed. Warranty is void if product is installed or serviced by anyone other than authorized ALLPRO Imaging dealer service personnel.

Dealer labor, shipping & handling charges are not covered by this warranty.

ALLPRO Imaging will institute a 25% restocking fee. Spare parts and accessories older than 12 months from invoice date and/or products with a tamper-resistant seal (including electrical products, PSP, barrier envelopes, sheaths, etc.) that have been opened, cannot be returned.

ALLPRO Imaging equipment is warranted to be free from defects in material and workmanship from the date of installation for a period of 12 months.



Out-of-Warranty Programs

For information on our S.U.R.E. Out-of-Warranty, Swap*, Upgrade, Trade-In and Service options, please call 888-862-4050 or visit www.allproimaging.com/healthcare to download S.U.R.E. Program literature.

*The Swap Warranty is valid in the US and Canada only.

There is a minimum order requirement of \$75.

Contact Information

For general and immediate questions, please call:

Toll Free in the US and Canada: 1-800-AIR TECH (247-8324)
Monday through Friday, 8:00 AM – 8:00 PM (EST)

Disclaimer

1. Items returned without an RMA, or included with other products for which an RMA has been issued, may be returned to the customer at the discretion of ALLPRO Imaging.
2. Advanced replacement will be provided and invoiced at full price.
3. For Shipped Items – ALL freight costs are paid for by dealers, unless part of an approved promotion/program. All shipping damage costs should be reviewed and addressed with carrier or customer/dealer as needed.
4. \$75 minimum order size for all non-warranty orders.



ALLPRO Imaging is a leading manufacturer of imaging systems dedicated to the medical, veterinary, security and industrial markets for over 25 years. ALLPRO maintains a 200,000 square-foot manufacturing facility in Melville, New York, and a network of authorized dealers.

To locate your authorized dealer call [888.862.4050](tel:888.862.4050).

1295 Walt Whitman Road | Melville, NY 11747-3062 | Phone 888.862.4050 | Fax 888.247.8481

www.allproimaging.com



**ALLPRO
IMAGING**
equipped for life™

PN 9922-133 Rev. J